SENCON
SENSING • TESTING • GAUGING

Benchmark™

Benchtop Buckle Gauge

Measures the pressure required to reverse the dome of beverage cans, also available with can height growth option.



The Benchmark™ Buckle Gauge (dome reversal gauge) is a self contained quality control instrument designed to precisely measure the pressure at which the dome will reverse (pop) on necked or un-necked DWI beverage cans. An optional module can be specified which reports the can height growth (dome growth) for up to five user defined pressure profiles and hold times.

- **Easily configured dome reversal and dome growth test characteristics**
- **Configurable procedures and operator IDs**
- **User-defined maximum pressure setting**
- **Upper and lower failure limits can be set in psi, bar, kPa**
- **Switch from fast to slow flow rate with a user-defined knee point**
- **Also available as a fully automatic modular Master Series™ version**

Ordering Information

CODE	DESCRIPTION	CAN SIZE	NECK	HEIGHT
SI6110	Benchmark™ Buckle Gauge: Standard	202 (54mm) to 211 (68mm) change parts required	200 to 206	87mm to 196mm
SI6111	Benchmark™ Buckle Gauge: Large can	214 (73mm) sometimes known as '300'	206 to 209	87mm to 196mm
SI6112	Benchmark™ Buckle Gauge: Super size can	307 (87mm) single size	209	87mm to 196mm
SI6115	Benchmark™ Buckle Gauge: Standard with dome growth	202 (54mm) to 211 (68mm) change parts required	200 to 206	87mm to 196mm
SI6116	Benchmark™ Buckle Gauge: Large can with dome growth	214 (73mm) sometimes known as '300'	206 to 209	87mm to 196mm

Optional Extras

CODE	ITEM	DESCRIPTION
214-19745-00	High Pressure Air Booster Assembly	Boosts the plant air line pressure to the amount required to enable reversal
SX1000	Data-Bridge Software	Adds data logging functionality to gauges with only a serial interface.

BIG ON CAPABILITY, SMALL ON SIZE

The Benchmark™ range of semi automatic benchtop gauges for the modern can plant

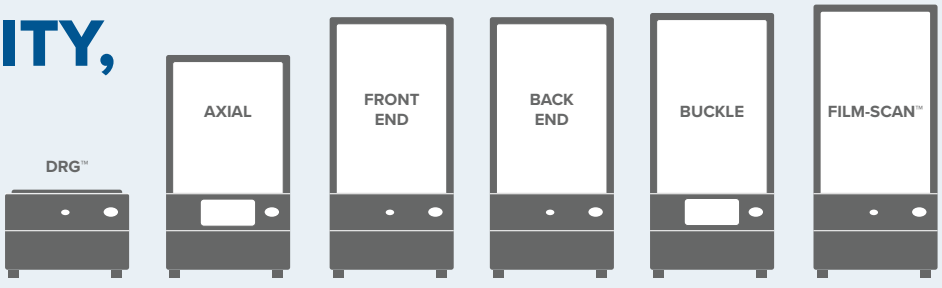

© Copyright 2025 Sencon Group. All rights reserved. Specifications subject to change without notice. E&OE

TECHNICAL SPECIFICATIONS

Can Material:	Aluminium and Steel
Maximum Batch Size:	50 cans
Machine Throughput:	Typically 3 cans per minute (dome reversal only)
Test Types:	Manual, Auto sample, or Recheck
Maximum Pressure:	127 psi (additional air amplifier required)
Voltage:	100-240 V
Air Supply:	Mains pressure input: 0.55 MPa / 80 PSI / 5.5 bar High pressure input: 1 MPa / 145 PSI / 10 bar (max)
Temperature Range:	10°C to 40°C (50°F to 104°F)
Relative Humidity:	0% to 80% non-condensing
Ingress Protection:	IP44
Dimensions:	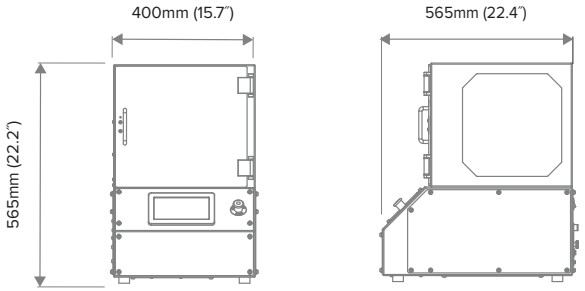
Weight:	59kg (130lb)
Controller:	Integrated 7" Touch Screen with an icon based user interface
Measurement Reporting:	Results for most recent 50 batches stored on gauge Batch results can be output via RS232 port
Inputs and Outputs:	RS232 (baud rate, stop bits, etc. configurable)
Loading:	Manual loading and unloading
Compliance:	CE marked: complies with relevant EU product directives UKCA marked: complies with relevant UK product regulations
Calibration:	Internal pressure transducer is calibrated to traceable standards Annual recalibration / re-validation of gauge accuracy is strongly recommended

PLEASE NOTE: Cans for testing must be clean and dry.

© Copyright 2025 Sencon Group. All rights reserved. Specifications subject to change without notice. E&OE

BENCHMARK™ BUCKLE GAUGE

FLEXIBLE CONFIGURATION: Test characteristics for different can types are easily set up and associated with user selected production lines. Configurable test characteristics include: warning limit, pressure drop-off value, maximum pressure, time to knee, user defined slow fill rate, user defined fast fill rate. Up to 20 procedures can be set up.

Different test types can be configured: set up, production, recheck.

CAN HEIGHT GROWTH (DOME GROWTH): An optional module can be specified which reports the can height growth (sometimes known as “dome growth”) for up to five user defined pressure profiles and hold times.

MULTI-BATCH DATA STORAGE: Data from up to 50 finished batches can be stored in internal memory. Buckle test / dome reversal and dome growth results are displayed on the integrated toiuch-screen HMI with time and date stamp. Data is output to the user’s SPC system via the RS232 Serial port.

EASY TO USE: The integrated high resolution touch screen display uses an intuitive icon driven user interface. Access can be controlled with password protection at one of three levels: Operator; Supervisor; Engineer.

HIGH PRESSURE AIR BOOSTER

The addition of a high pressure air booster will increase the plant air line pressure to 10 bar, the required amount to enable reversal.



SX1000™ DATA BRIDGE

The SX1000 Data Bridge software allows data to be saved to a connected PC either as a single, continuously appended log file, as a daily log file created at the start of each day, or as a batch where a new log file is created for each new batch report.



THE BRIDGE BETWEEN DATA AND YOU

WORLDWIDE SUPPORT YOU CAN TRUST

We are committed to providing the best customer support worldwide with service engineers based in North and South America, Europe and Asia backed up with technical support from experienced industry specialists based at three technical support centers – you can trust Sencon.

Technical support is easily accessible through our ‘Quick Assist’ QR codes which offer support via WhatsApp*, email, web chat and telephone. Additionally, our online knowledge base provides support resources for all Sencon products.

***only available in Europe, Asia, Africa and Oceania**



Industry specialists since 1976

Sencon Inc.
North & Central America
TEL: +1 708 496 3100
info@sencon.com

Sencon
South America
TEL: + 55 19 9 9659 0145
info@sencon.lat

Sencon (UK) Ltd.
Europe, Asia, Africa, Oceania
TEL: +44 1905 827800
info@sencon.co.uk

www.sencon.com

© Copyright 2025 Sencon Group. All rights reserved. All trademarks acknowledged. Specifications subject to change without notice. E&OE