Rev.	Modify	Date	Signed	Approved

Rev.	Modify	Date	Signed	Approved

Rev.	Modify	Date	Signed	Approved
01	-	2019.06.17	SUGLIANI	CIMMINO
02	-	2019.07.16	SUGLIANI	CIMMINO
03	-	2019.07.30	SUGLIANI	CIMMINO

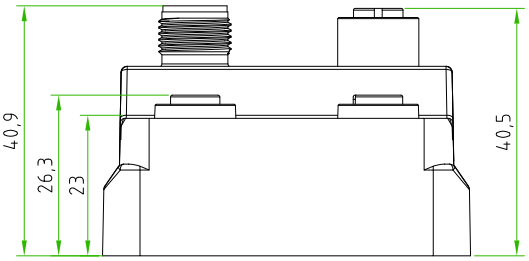



REV.02

PAY ATTENTION:
ON EACH JUNCTION BOX BACKSIDE
MUST BE SILKPRINTED
THE H.T.P. AND TASKSCRIPT LOGO

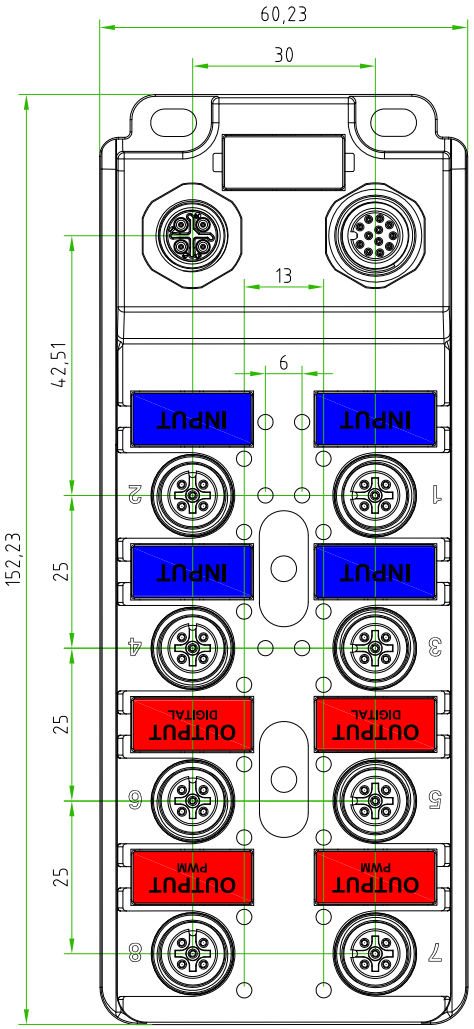

REV.01

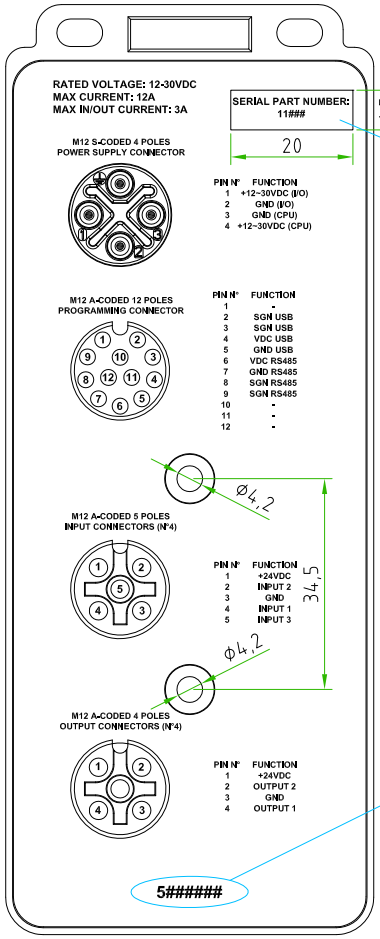

REV.03

PAY ATTENTION:
ON EACH BOTTOM SIDE MUST BE
APPLIED ONE BLACK LABEL WITH
THE JB SERIAL NUMBER.
EACH JB MUST HAVE A DIFFERENT
SERIAL NUMBER

SERIAL NUMBER
11000
11001
11002
11003
11###
11999

PAY ATTENTION:
ON THE BOTTOM SIDE MUST BE
SILK PRINTED THE
M12 CONNECTOR FUNCTIONS

REV.02

PAY ATTENTION:
ON EACH M12 A-CODED
COLORED PLASTIC PLATE
MUST BE SILK PRINTED
(INPUT - OUTPUT$_{DIGITAL}$ - OUTPUT$_{PWM}$)

REV.01

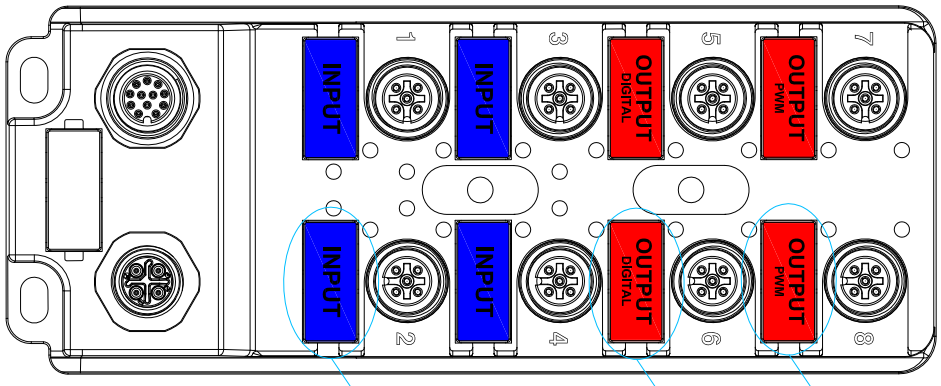

Designer	SUGLIANI R.	Date 2019-04-11	Tollerance ±0.3	Units: mm	Series M12 JUNCTION BOXES	Drawing n. 1-4
Approved	CIMMINO L.	Date 2019-04-11	Scale TO FIT	Size: A4	Customer code:	

A4

DESCRIPTION

M12 DISTRIBUCTION BOX WITH PLC INTEGRATED, WITH N°12 INPUTS AND 8 OUTPUTS BLACK COLOUR WITH HTP AND TASKSCRIPT LOGOS

H.T.P.PART NUMBER

J12R8B5-PLC

H.T.P. High Tech Products S.R.L. Via Lesina,45 -24030- Brembate di Sopra (Bg) - ITALY Phone:+39.035692509 Fax:+39.035203291 E-mail: info@webhtp.eu Web: http://www.webhtp.eu/

ALL RIGHTS ARE RESERVED.

Rev.	Modify	Date	Signed	Approved

Rev.	Modify	Date	Signed	Approved

Rev.	Modify	Date	Signed	Approved
01	-	2019.06.17	SUGLIANI	CIMMINO
02	-	2019.07.16	SUGLIANI	CIMMINO
03	-	2019.07.30	SUGLIANI	CIMMINO

CONNECTOR FEATURES	
PRODUCT TYPE	PLC INTEGRATED JUNCTION BOX
HOUSING MATERIAL/COLOUR	PA66 /BLACK
BOTTOM PLATE MATERIAL/COLOUR	PA66 /BLACK
M12 POWER SUPPLY CONN. TYPE	M12 MALE S-CODED 4 POLES
M12 PROGRAMMING CONN. TYPE	M12 FEMALE A-CODED 12POLES
M12 INPUT CONN. TYPE	M12 FEMALE A-CODED 5POLES
M12 OUTPUT CONN. TYPE	M12 FEMALE A-CODED 4POLES
NUMBER OF M12 INPUT/OUTPUT	M12 INPUT : N°4 - M12 OUTPUT : N°4
N° OF SIGNAL POLES M12 INPUT	N°12 DIGITAL (N°3 PER PORT)
N° OF SIGNAL POLES M12 OUTPUT	N°4 DIGITAL (N°2 PER PORT) N°4 PWM (N°2 PER PORT)
INPUT SIGNAL TYPE	PNP
OUTPUT SIGNAL TYPE	PNP
COMMUNICATION PROTOCOL	ModBUS/RTU, ModBUS/TCP, TTP/TCP/IP
MAX POWER SUPPLY (TOTAL)	12A
MAX POWER SUPPLY (PER PORT)	3A
RATED VOLTAGE	12V DC ~ 30V DC
INPUT/OUTPUT LED COLOUR	RED LEDS
POWER SUPPLY/PROGRAMMING LED COLOUR	GREEN LEDS
CONNECTOR WITH H.T.P. AND TASKSCRIPT LOGOS	

A4

Designer	SUGLIANI R.	Date 2019-04-11	Tollerance ±0.3	Units: mm	Series M12 JUNCTION BOXES	Drawing n. 2-3
Approved	CIMMINO L.	Date 2019-04-11	Scale TO FIT	Size: A4	Customer code:	

HTP™ High Tech Products S.R.L.

DESCRIPTION

M12 DISTRIBUCTION BOX WITH PLC INTEGRATED, WITH N°12 INPUTS AND 8 OUTPUTS BLACK COLOUR WITH HTP AND TASKSCRIPT LOGOS

H.T.P.PART NUMBER

J12R8B5-PLC

H.T.P. High Tech Products S.R.L. Via Lesina,45 -24030- Brembate di Sopra (Bg) - ITALY Phone:+39.035692509 Fax:+39.035203291 E-mail: info@webhtp.eu Web: http://www.webhtp.eu/

ALL RIGHTS ARE RESERVED.

A4

Rev.	Modify	Date	Signed	Approved
01	-	2019.06.17	SUGLIANI	CIMMINO
02	-	2019.07.16	SUGLIANI	CIMMINO
03	-	2019.07.30	SUGLIANI	CIMMINO

Rev.	Modify	Date	Firma	Approved

Rev.	Modify	Date	Firma	Approved

REV.01

FRONTAL SIDE

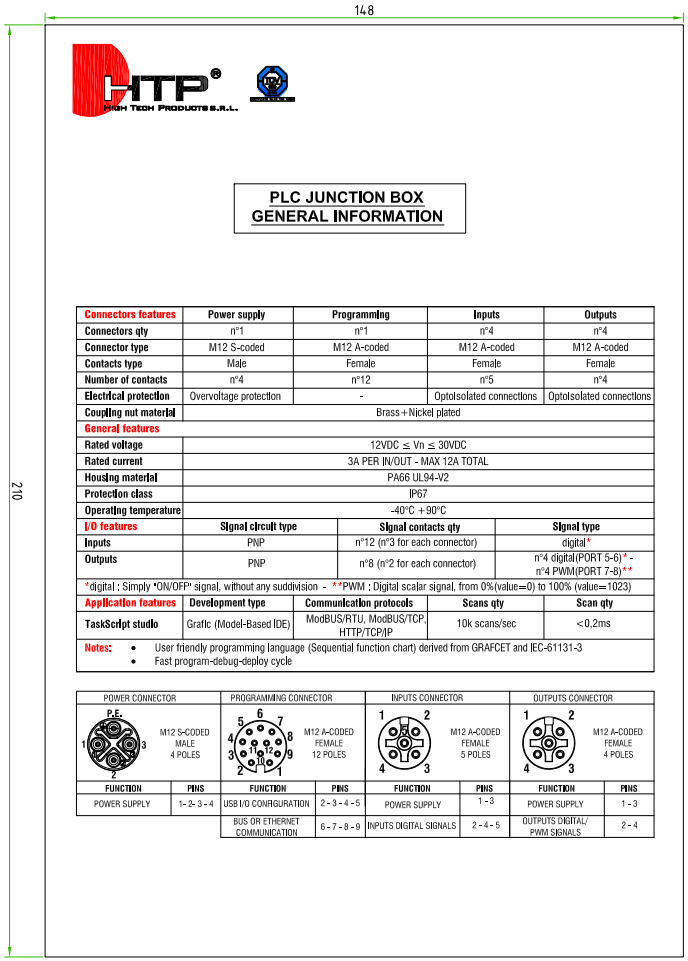

Connectors features	Power supply	Programming	Inputs	Outputs
Connectors qty	n°1	n°1	n°4	n°4
Connector type	M12 S-coded	M12 A-coded	M12 A-coded	M12 A-coded
Contacts type	Male	Female	Female	Female
Number of contacts	n°4	n°12	n°5	n°4
Electrical protection	Overvoltage protection	-	Optoisolated connections	Optoisolated connections
Coupling nut material	Brass+Nickel plated			
General features				
Rated voltage	12VDC ≤ Vn ≤ 30VDC			
Rated current	3A PER IN/OUT - MAX 12A TOTAL			
Housing material	PA66 UL94-V2			
Protection class	IP67			
Operating temperature	-40°C +90°C			
I/O features	**Signal circuit type**	**Signal contacts qty**	**Signal type**	
Inputs	PNP	n°12 (n°3 for each connector)	digital *	
Outputs	PNP	n°8 (n°2 for each connector)	n°4 digital(PORT 5-6)* - n°4 PWM(PORT 7-8)**	

*digital : Simply "ON/OFF" signal, without any suddivision - **PWM : Digital scalar signal, from 0%(value=0) to 100% (value=1023)

Application features	Development type	Communication protocols	Scans qty	Scan qty
TaskScript studio	Grafic (Model-Based IDE)	ModBUS/RTU, ModBUS/TCP, HTTP/TCP/IP	10k scans/sec	<0,2ms

Notes:
- User friendly programming language (Sequential function chart) derived from GRAFCET and IEC-61131-3
- Fast program-debug-deploy cycle

POWER CONNECTOR		PROGRAMMING CONNECTOR		INPUTS CONNECTOR		OUTPUTS CONNECTOR	
M12 S-CODED MALE 4 POLES		M12 A-CODED FEMALE 12 POLES		M12 A-CODED FEMALE 5 POLES		M12 A-CODED FEMALE 4 POLES	
FUNCTION	PINS	FUNCTION	PINS	FUNCTION	PINS	FUNCTION	PINS
POWER SUPPLY	1 - 2 - 3 - 4	USB I/O CONFIGURATION	2 - 3 - 4 - 5	POWER SUPPLY	1 - 3	POWER SUPPLY	1 - 3
		BUS OR ETHERNET COMMUNICATION	6 - 7 - 8 - 9	INPUTS DIGITAL SIGNALS	2 - 4 - 5	OUTPUTS DIGITAL/ PWM SIGNALS	2 - 4

BLACK SIDE

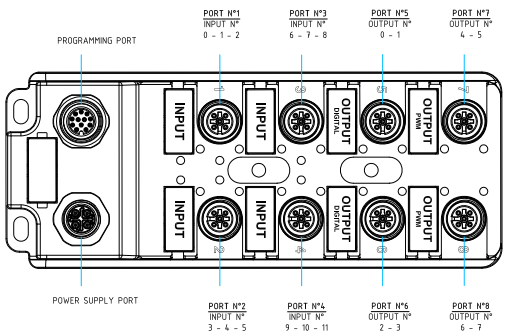

INPUTS CONNECTOR		OUTPUTS CONNECTOR	
M12 A-CODED FEMALE 5 POLES		M12 A-CODED FEMALE 4 POLES	
FUNCTION	PINS	FUNCTION	PINS
POWER SUPPLY	1 - 3	POWER SUPPLY	1 - 3
INPUTS DIGITAL SIGNALS	2 - 4 - 5	OUTPUTS DIGITAL/ PWM SIGNALS	2 - 4

	PORT N°	FUNCTION	PIN N°2	PIN N°4	PIN N°5
BLUE PLASTIC PLATES	PORT N°1	INPUT	I0	I1	I2
	PORT N°2	INPUT	I3	I4	I5
	PORT N°3	INPUT	I6	I7	I8
	PORT N°4	INPUT	I9	I10	I11
RED PLASTIC PLATES	PORT N°5	OUTPUT DIG	O0	O1	-
	PORT N°6	OUTPUT DIG	O2	O3	-
	PORT N°7	OUTPUT PWM	O4	O5	-
	PORT N°8	OUTPUT PWM	O6	O7	-

PACKAGING:
SINGLY PACKED IN A PLURIBALL BAG.
EACH BAG THEN, MUST BE INSERTED IN A LITTLE CARTON BOX
IN EACH LITTLE CARTON BOX MUST BE INSERTED THE
PLC JUNCTION BOX GENERAL INFORMATION SHEET

Designer SUGLIANI R. Date 2019-04-11
Approved CIMMINO L. Date 2019-04-11
Tollerance ±0.3
Scale TO FIT
Units: mm
Size: A4
Series M12 JUNCTION BOXES
Customer code:
Drawing n. 3-3

DESCRIPTION
M12 DISTRIBUCTION BOX WITH PLC INTEGRATED,
WITH N°12 INPUTS AND 8 OUTPUTS BLACK COLOUR
WITH HTP AND TASKSCRIPT LOGOS

H.T.P. PART NUMBER
J12R8B5-PLC

H.T.P. High Tech Products S.R.L. Via Lesina,45 -24030- Brembate di Sopra (Bg) - ITALY Phone:+39.035692509 Fax:+39.035203291 E-mail: info@webhtp.eu Web: http://www.webhtp.eu/

ALL RIGHTS ARE RESERVED.